

HANDLES COLLECTION V

The Dune handle features raised (hammered) metal in two different designs, Pebble and Sand. Shown in our standard dimensions 70W x 19D x 19H mm, we also offer a longer handle or can fabricate it to meet your exact requirements in all our metal finishes.

The Trax handles are offered in any combination of our metals and in two standard dimensions, or to bespoke sizes. Indents can be added to one long side for easier gripping, if required.

Special finishes and other dimensions are available to special order, with minimum quantities applying. Please contact us for further information.



DIMENSIONS (mm)

TRAX II	DUNE PEBBLE (TOP)
200 W	70/120 W
18 D	19/25 D
25 H	19 H
TRAX	DUNE SAND
100 W	70/120 W
18 D	19/25 D
25 H	19 H



**INDUSTRY
PARTNER**

SPECIFICATIONS



HANDLES COLLECTION V

DIMENSIONS (mm)

	TRAX I	TRAX II	DUNE PEBBLE	DUNE SAND
Width	100 W	200 W	70/120 W	70/120 W
Depth	18 D	18 D	19/25 D	19/25 D
Height	25 H	25 H	19 H	19 H

TRAX

Shown - nickel with dark antique inlay

METAL FINISH
Black & Key metals

METAL INLAY
Black & Key contrasting metals

TRAX II

Shown - antique brass with nearly black brass inlay

METAL FINISH
Black & Key metals

METAL INLAY
Black & Key contrasting metals

DUNE PEBBLE

Shown - antique brass

METAL FINISH
Black & Key metals

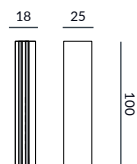
DUNE SAND

Shown - antique brass

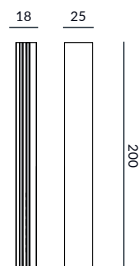
METAL FINISH
Black & Key metals

LINE DRAWINGS

Trax I



Trax II



Dune Pebble 70 plan/elevation



Dune Pebble 120 plan/elevation



Dune Sand 70 plan/elevation



Dune Sand 120 plan/elevation

